



Frank & Ron Hotel-Motel Supply, Inc.
3448 Depot Rd., Hayward, CA 94545
888-854-6367
info@motelsupplies.com



Hoteliers are searching for the best all-steel box spring or platform to fill their specific needs. Our RESORT Platform and HOTEL Foundation are designed and engineered for the needed durability, safety, easy installation and versatility they are looking for.

“The best All-Steel Platforms and Foundations in the hospitality industry!”

All Forever Foundation Products are engineered and built with the hotelier in mind. The all-steel design helps reduce bed bugs issues. The no nuts/bolts/screws provides easy and quick assembly (less than 5 min) and no tools required. Tested in use in hotels for 15 years, guaranteeing a proven product. The 20-year manufacturer warranty proves peace of mind. And both products come with ADA Options.

The RESORT PLATFORM OPEN UNDER THE BED



The RESORT PLATFORM is an all metal bed platform reducing bed bug issues and will last multiple mattress cycles saving you time and money. It replaces both the steel base (frame) and box spring. Place the mattress on top of the RESORT and you're done! Ask about ADA Compliance.

The HOTEL FOUNDATION CLOSED UNDER THE BED



Base sold separately

The HOTEL FOUNDATION is an all metal bed foundation. It replaces your current wood box-spring, reducing bed bug issues, lasting multiple mattress cycles saving you time and money. The HOTEL FOUNDATION can be used on-top of your current steel base to block-off under-the-bed. (Image above) If you do not have a steel base, they are sold separately.



**Long Term Investment
& Saves Money**
Will last multiple
mattress cycles



Tubular Design
No sharp edges from
wire grids

All Steel
Reduces bed bug problems



Warranty
Longest in the industry



Why Forever Foundation?

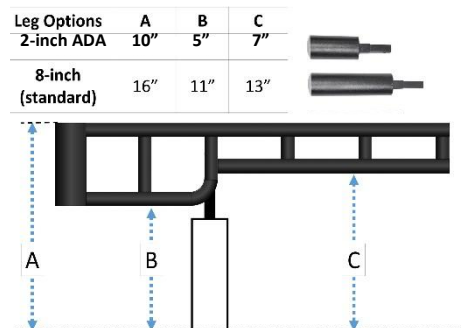
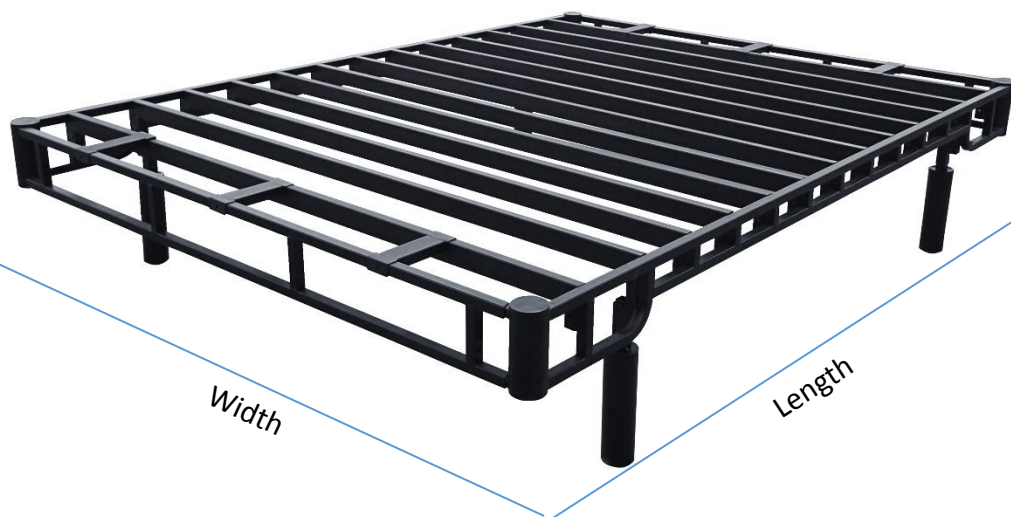
- More than 50-years in the mattress industry.
- Proven - used in hotels for more than 15 years.
- Open under-the-bed OR closed under-the bed option
- Bed bug resistant.
- ADA Compliant (RESORT with 2" legs)
- Platform height options - 10-inch (ADA), 13-inch, 16-inch (standard), 18-inch.
- Designed, engineered and patented with no bolts, nuts, washers, or screws.
- Warranty 20 years - best in the Industry.
- Long term asset investment.

- Less than 5 minutes to assemble.
- No tools necessary for assembly.
- No wire-grid (Chicken Wire) surface.
- No sharp edges or wire to cause mattress damage or personal injury
- Easy to move/tilt for under-the-bed cleaning.
- Designed for and with hotel owners/operators
- Non-slip mattress technology.
- Built and tested to support more than 4,000 lbs.
- Compact packaging for minimal shipping and storage
- Outstanding service and reliability

Hotel owners are searching for the BEST steel bed option.

	Forever Foundation		Competition L	Competition A	Competition D	Competition D/A
	Hotel Foundation	Resort Platform				
ADA Option	Yes	Yes	No	No	No	No
Total Bolts/Nuts/Screws	None	None	60 pc	60 pc	41 pc	36 pc
Wire Grid Support	No	No	Yes	Yes	No	Yes
Tube Slat Support	Yes	Yes	No	No	Yes	No
Warranty	20 Years	20 Years	Unknown	Unknown	10 Years	2 Years
Assembly Time (Labor Cost)	3 Min. (1 Person)	4 Min. (1 Person)	15-20 Min. (2 People)	15-20 Min. (2 People)	15-20 Min. (2 People)	15-20 Min. (2 People)
All Steel Design	Yes	Yes	Yes	Yes	No (Wood Panels)	Yes
Closed Bottom Options	Yes	Yes	Yes	Yes	Yes	Yes
Open Bottom Options	No	Yes	Yes	Yes	No	No
Full Mattress Support	Yes	Yes	Yes	Yes	Yes	No
Tools Required	No	No	Yes	Yes	Yes	Yes


THE RESORT PLATFORM



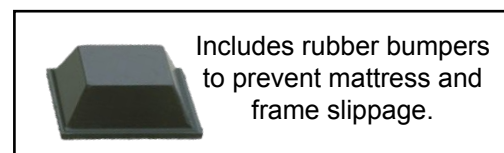

	TWIN	TWIN XL	FULL	FULL XL	QUEEN	E. KING	W. KING
Dimensions	37x73x16	37x79x16	52x73x16	52x79x16	59x79x16	74x79x16	71x83x16

Height from the floor to the top of the RESORT PLATFORM is 16" using standard 8-inch legs.

THE HOTEL FOUNDATION



WORKS ON ANY STEEL BASE

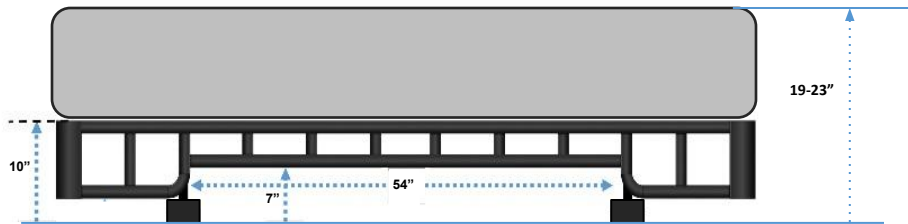


	TWIN	TWIN XL	FULL	FULL XL	QUEEN	E. KING	W. KING
Dimensions	37x73x8.75	37x79x8.75	52x73x8.75	52x79x8.75	59x79x8.75	74x79x8.75	71x83x8.75

The HOTEL FOUNDATION by itself, is 8-³/₄" high. With a standard steel base (7.75") the total height is 16" high.

ADA Guidelines

- Bed heights for accessible rooms should be between 19-23 inches from the floor to the crown of the mattress.



- Do not have a border frame which prevents the wheelchair from being placed directly next to the mattress. This can cause difficulty for the guest to get onto the bed.
- Use bed frames with open space between the floor and mattress to allow the use of portable lifts. Recommend open space to be 7-inches.
- Distance from the outside of the foundation or platform to the base or panels should be a minimum of 4-1/2 inches. This is for toe and/or wheelchair allowance.
- Do not use memory foam/form fitting mattresses. Memory foam mattresses are the least friendly for people with mobility limitations. This type of mattress forms around the body preventing easy movement for those with impairments.
- Do not use mattresses for ADA rooms that are different in height or construction from the other guest rooms. This could be construed as discrimination.

FOREVER FOUNDATIONS RECOMMENDATION

The **RESORT Platform** with the ADA Option lowers the height of the **RESORT** to 10-inches, allowing mattress height of 10 to 13 inches.

Source: Disability Rights Education & Defense Fund: Beds in Accessible Guest Rooms and Sleeping Rooms



RESORT Platform FAQs

- **Will the RESORT work for ADA rooms?**
 - Yes, order the **ADA OPTION**. It comes with 2-inch legs. This lowers the platform to a height of 10-inches. Max height from floor to crown of mattress is 23-inches.
- **How long does it take to assemble the RESORT?**
 - Assembly of the **RESORT** is only about 4 minutes.
 - To see the full assembly visit our website www.foreverfoundations.com/pages/assembly-video
- **Do I still need a wood foundation or box spring?**
 - No. The **RESORT Platform** replaces the foundation/box-spring. You simply place the mattress.
- **What is the total height of the RESORT?**
 - The **RESORT** is 16-inches from the floor to the top of the metal platform with the standard 8-inch legs. 2-inch, 5-inch and 10-inch legs are available for a lower or higher platform.
- **Why did you not use a wire grid?**
 - We chose not to use the wire grid design. A wire grid requires welding the grid to the frame resulting in sharp edges which can puncture and tear into the mattress, encasement, and skirt.
- **What is the RESORT warranty?**
 - 20 years.

HOTEL Foundation FAQs

- **Do I still need a wood foundation or box spring?**
 - No, the **HOTEL Foundation** replaces the wood foundation/box spring. Place the **HOTEL** on top your existing steel base, just like a regular box spring, and then put the mattress on top of the **HOTEL**.
- **What is the total height of the HOTEL Foundation?**
 - The height of the **HOTEL** is 8-¾ inches. When placed on top of a standard 7-½” steel base, the combined height is 16-¼ inches.
- **Is the HOTEL available with the side panels?**
 - Yes, use your existing steel base or purchase a new bed base separately.
- **Do you have an ADA option?**
 - Yes, Put the Hotel foundation on top of a It will be difficult to meet the **ADA** recommendations using a steel base. We recommend using the **RESORT Platform** for your **ADA** needs.
- **How long does it take to assemble the HOTEL?**
 - Assembly is about 4 minutes.
- **Do you have a wire grid top option for hospitality?**
 - No, we chose not to use the wire grid design. Wire grids require a lot of welding to the frame resulting in sharp edges which can puncture and tear into the mattress, encasement, and skirt.
- **What is the warranty of the HOTEL Foundation?**
 - 20 years.